





26 TRILLIUM

Block Line Station → Trillium/Washburn














Fall 2019

Page 1/1

NOTE: Only regular routing is described! Always consult official GRT detour notices for any detours.

 Start Point	'Block Line Station'
↑ Continue On	Courtland Av. E.
↗ Right	Block Line Rd.
↻ Through @ Roundabout	Block Line Rd. (@ Hanover)
↶ Left @ Roundabout	Homer Watson Bv.
 Time Point	'Homer Watson/Bleams'
↑ Continue On	Homer Watson Bv.
↗ Right	Beasley Dr.
↗ Right	Trillium Dr.
 Time Point	'Trillium/Strasburg'
↗ Right	Strasburg Rd.
↶ Left	McIntyre Dr.
↶ Left	Trillium Dr.
 End Point	'Trillium/Washburn'

NOTE: Only regular routing is described! Always consult official GRT detour notices for any detours.

	Start Point		'Trillium/Washburn'
	Continue On		Trillium Dr.
	Time Point		'Trillium/Strasburg'
	Continue On		Trillium Dr.
	Left		Beasley Dr.
	Left		Homer Watson Bv.
	Time Point		'Homer Watson/Bleams'
	Continue On		Homer Watson Bv.
	Right @ Roundabout		Block Line Rd.
	Through @ Roundabout		Block Line Rd. (@ Fallowfield)
	Left		Courtland Av. E.
	U-Turn Left	1	Courtland Av. E. (@ Hillmount)
	End Point		'Block Line Station'

1

Buses performing the U-Turn at Courtland Av. E. and Hillmount St. must use the following procedure:

- 1) Pull bus into the right turn lane at Hillmount Street and stop at the stop bar.
- 2) Wait for the Transit Priority Signal to activate. Buses must NOT complete the U-Turn unless the Transit Priority Signal is activated.
- 3) Once the Transit Priority Signal appears, signal Left and, with caution, enter the intersection and complete the U-Turn.

Note: If the transit priority signal does not activate properly an alternative routing/detour will be required.